

925 - Texas State Technical College - Waco

Workforce Summary Document Prepared by the State Auditor's Office.

Data includes Waco, Fort Bend, and East Williamson County locations.

Based on a review of information self-reported by the institution, the following items are worth noting.

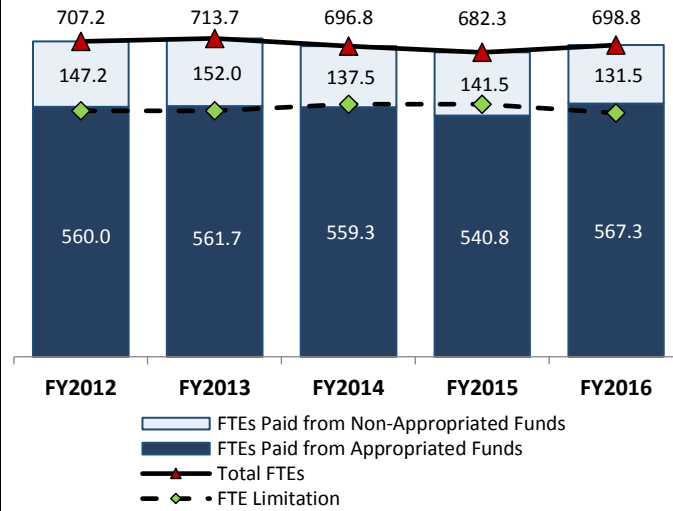
Full-Time Equivalent (FTE) Employees

The institution's full-time equivalent (FTE) employee limitation decreased by 3.5 percent to 546.3 FTEs in fiscal year 2016 compared to fiscal year 2015. As of August 31, 2016, 35.0 FTEs were administrator positions. The institution's 698.8 total FTEs represents a decrease of 8.4 (1.2 percent) in the total number of FTEs since fiscal year 2012.

In fiscal year 2016, 18.8 percent of FTEs were paid from non-appropriated funds. This is a decrease of 10.7 percent in FTEs paid from non-appropriated funds since fiscal year 2012. Only FTEs paid from appropriated funds count against the FTE limitation.

FTEs Below/Above FTE Limitation

	FY2012	FY2013	FY2014	FY2015	FY2016
FTE Limitation	551.2	551.2	566.2	566.2	546.3
Number Below or Above Limitation	+8.8	+10.5	-6.9	-25.4	+21.0
Percent Below or Above Limitation	+1.6%	+1.9%	-1.2%	-4.5%	+3.8%

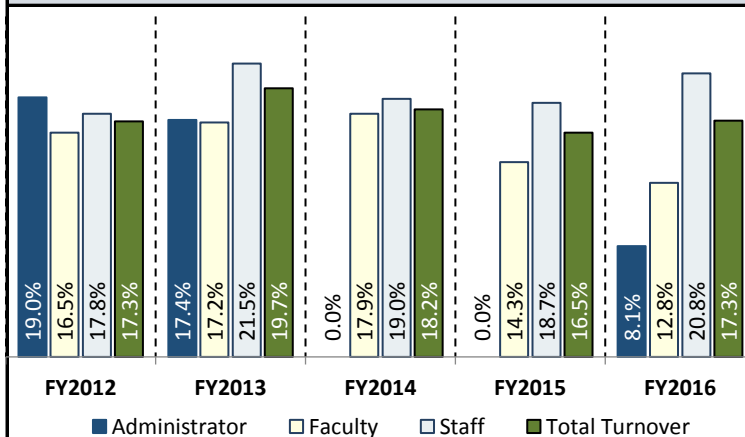


Source: State Auditor's Office Full-time Equivalent State Employment System.

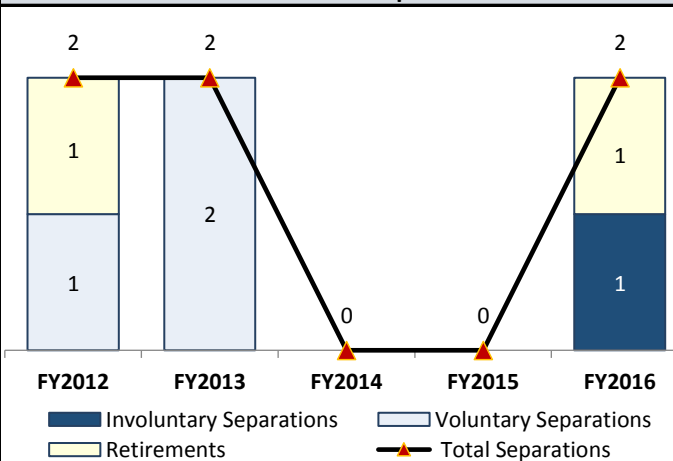
Employee Turnover^{a b}

In fiscal year 2016, the total turnover rate for the institution was 17.3 percent. This was higher than in fiscal year 2015, when the total turnover rate was 16.5 percent. The turnover rate in fiscal year 2016 for administrators (8.1 percent) was higher than in fiscal year 2015, turnover for faculty positions (12.8 percent) was lower than in fiscal year 2015, and turnover for staff positions (20.8 percent) was higher than in fiscal year 2015.

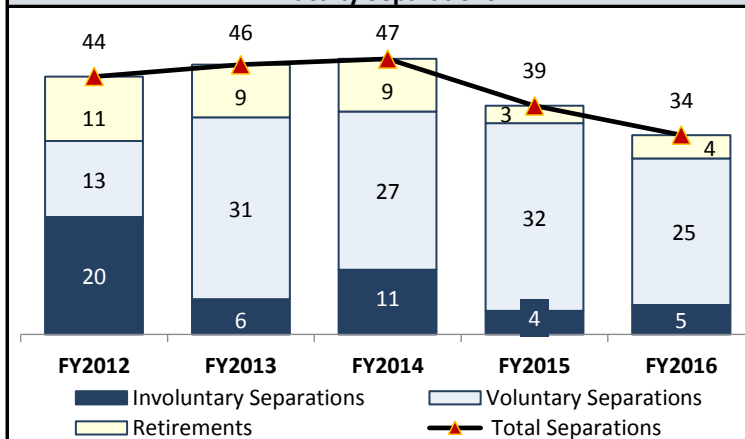
Turnover Rates



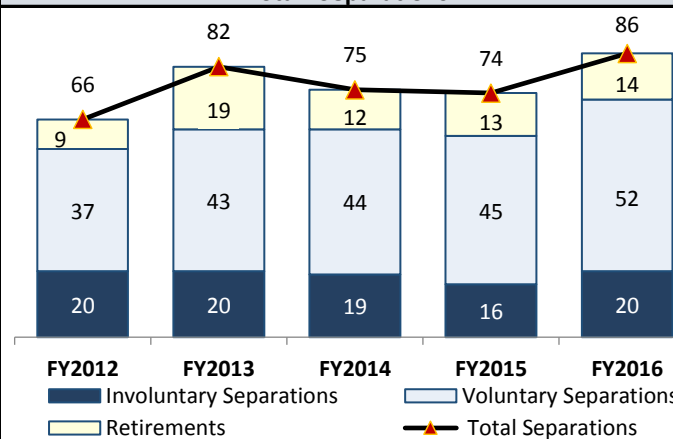
Administrator Separations



Faculty Separations



Staff Separations



^a Turnover information is self-reported by the institution. Administrator positions include officials holding titles such as president, vice president, chancellor, associate chancellor, assistant chancellor, dean, associate dean, assistant dean, and positions with similar responsibilities. Faculty positions include all faculty regardless of tenure or benefits eligibility. Staff positions include only non-faculty employees who worked at least 20 hours per week for at least 4.5 months.

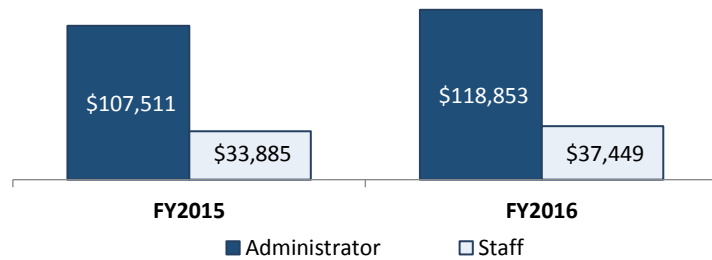
^b During Fiscal Year 2016, the separate accreditations and operations of the Texas State Technical College System were merged to form a single college. Consequently, there is a single administration and chief executive across the statewide college.

Compensation Information ^{b c}

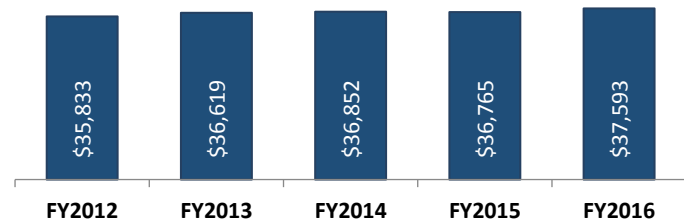
The average salary for staff employees increased by 10.5 percent and for administrators it increased by 10.5 percent when compared to the average salaries in fiscal year 2015.

In fiscal year 2015, the president's salary was \$130,000. During fiscal year 2016, the separate accreditations and operations of the Texas State Technical College System were merged to form a single college. Consequently, there is a single administration and chief executive across the statewide college. In fiscal year 2016, the provost's salary is \$133,512.

Administrator and Staff Average Salaries



Faculty Average Salary



Salary and Benefits Expenditures (in Millions) (Includes Only Appropriated Funds)

Salary and Benefits Expenditures Are Included in the Information Reported for the Texas State Technical College System Administration

Number and Dollars Spent on Merit Increases

	Fiscal Year 2015		Fiscal Year 2016	
	Number of Merits	Dollars Spent	Number of Merits	Dollars Spent
Administrator	0	\$ 0	0	\$ 0
Faculty	4	\$ 10,596	1	\$ 5,748
Staff	1	\$ 3,636	1	\$ 3,000
Totals	5	\$ 14,232	2	\$ 8,748

In fiscal year 2016, the institution used appropriated funds to pay for 100.0 percent of faculty and staff merit increases. The institution did not award administrator merit increases.

Fiscal Year 2016 Workforce Demographics and Veteran Workforce Analysis ^{b c d}

Of the institution's administrators, 87.8 percent were 40 years of age or older, and of the institution's staff employees, 71.3 percent were 40 years of age or older. The average length of employment at the institution for administrators was 11.2 years, and for staff employees it was 7.7 years.

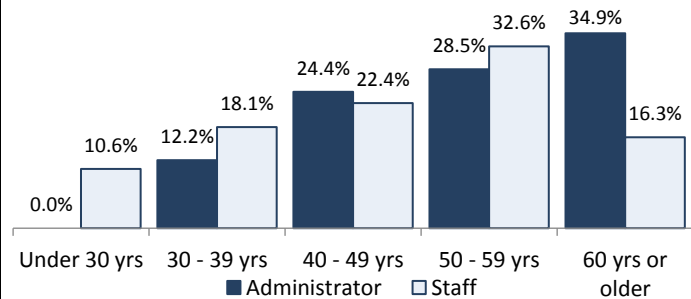
Senate Bill 805 (84th Legislature) amended Texas Government Code, Section 657.004, to set a goal for higher education institutions of employing veterans in full-time positions equal to at least 20.0 percent of the total number of institution employees effective September 1, 2015.

Veteran employment is included in the information reported for the Texas State Technical College System Administration.

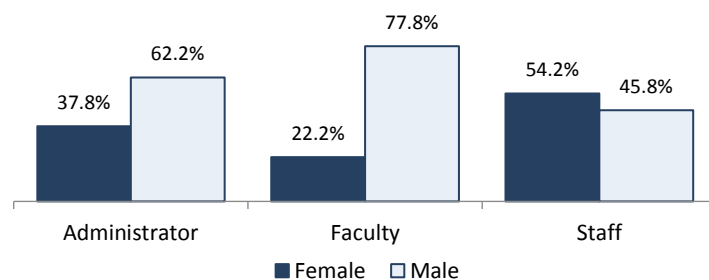
Veteran Employment

Veteran Employment Is Included in the Information Reported for the Texas State Technical College System Administration

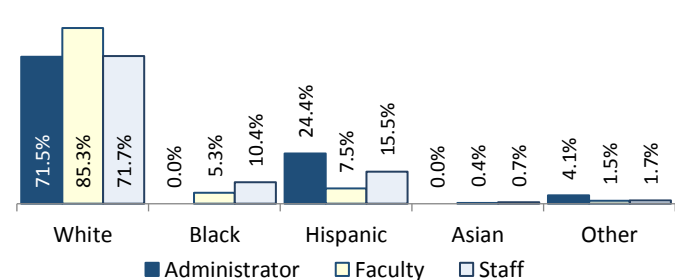
Age: Administrator and Staff



Gender: Administrator, Faculty, and Staff



Ethnicity: Administrator, Faculty, and Staff



^b During Fiscal Year 2016, the separate accreditations and operations of the Texas State Technical College System were merged to form a single college. Consequently, there is a single administration and chief executive across the statewide college.

^c Administrator and staff data, as well as faculty gender, ethnicity, and merit data, is self-reported by the institution. Faculty data for average salaries comes from the Higher Education Coordinating Board's Accountability System. Administrator positions include officials holding titles such as president, vice president, chancellor, associate or assistant chancellor, dean, associate or assistant dean, and positions with similar responsibilities. Faculty positions include all faculty, regardless of tenure or benefits eligibility. Staff positions include only non-faculty employees who worked at least 20 hours per week for at least 4.5 months.

^d Information on veteran employment was obtained from the Comptroller of Public Accounts. Statewide totals include state agencies and higher education institutions.