

783 - University of Houston System

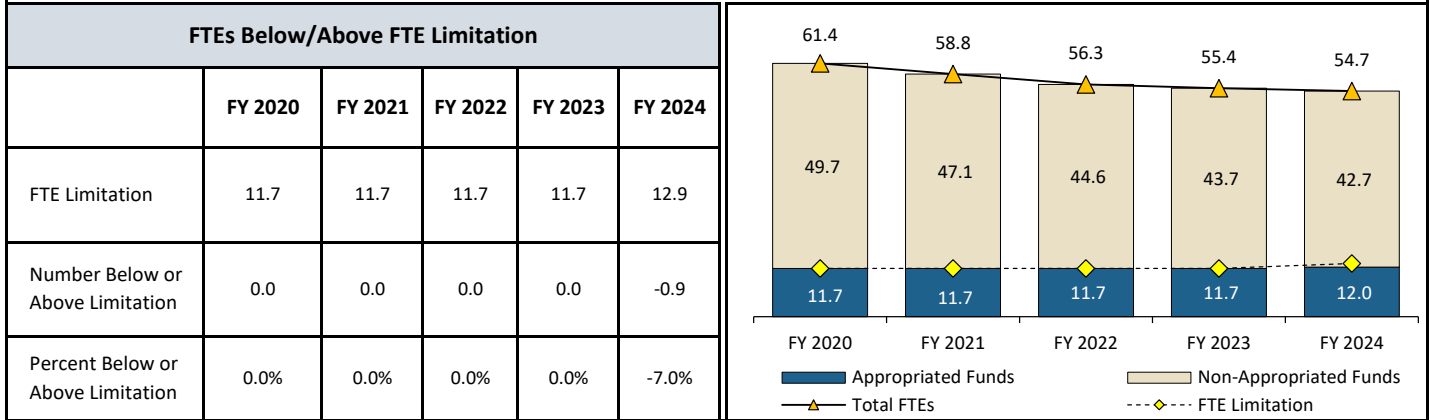
Workforce Summary Document Prepared by the State Auditor's Office.

Based on a review of information self-reported by the institution, the following items are noteworthy.

Full-Time Equivalent (FTE) Employees

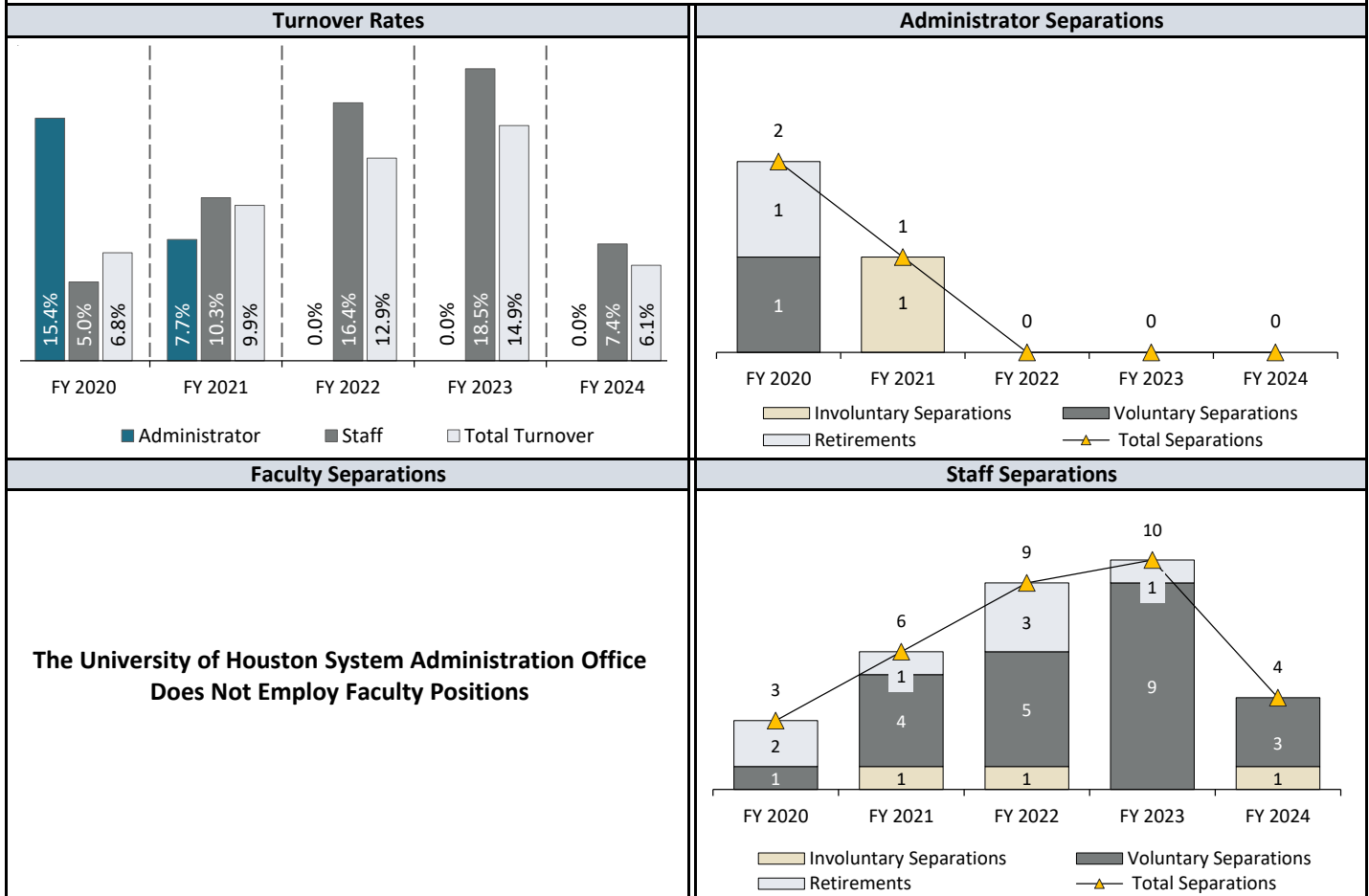
The institution's full-time equivalent (FTE) employee limitation increased by 10.3 percent to 12.9 FTEs in fiscal year 2024 compared with fiscal year 2023. As of August 31, 2024, 9.0 FTEs were administrator positions. The institution's 54.7 total FTEs represents a decrease of 6.7 (10.9 percent) in the total number of FTEs since fiscal year 2020.

In fiscal year 2024, 78.1 percent of FTEs were paid from non-appropriated funds. This was a decrease of 14.1 percent in FTEs paid from non-appropriated funds since fiscal year 2020. Only FTEs paid from appropriated funds counted toward the FTE limitation.



Employee Turnover^a

In fiscal year 2024, the total turnover rate for the institution was 6.1 percent. This was lower than in fiscal year 2023, when the total turnover rate was 14.9 percent. The turnover rate in fiscal year 2024 for administrators (0.0 percent) was the same as fiscal year 2023, and turnover for staff positions (7.4 percent) was lower than in fiscal year 2023.



The University of Houston System Administration Office Does Not Employ Faculty Positions

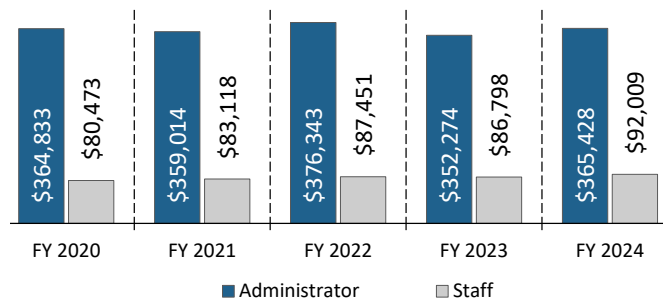
^a Turnover information was self-reported by the institution. Administrator positions include officials holding titles such as president, vice president, chancellor, associate chancellor, assistant chancellor, dean, associate dean, assistant dean, and positions with similar responsibilities.

Compensation Information ^b

Compared with the average salaries in fiscal year 2023, the average salary for staff employees increased by 6.0 percent, and for administrators it increased by 3.7 percent. Compared with fiscal year 2020, salary and benefits expenditures increased by 6.2 percent.

In fiscal year 2024, the chancellor's salary was \$1,061,661. This salary increased from fiscal year 2023, when the chancellor's salary was \$1,043,839.

Administrator and Staff Average Salaries

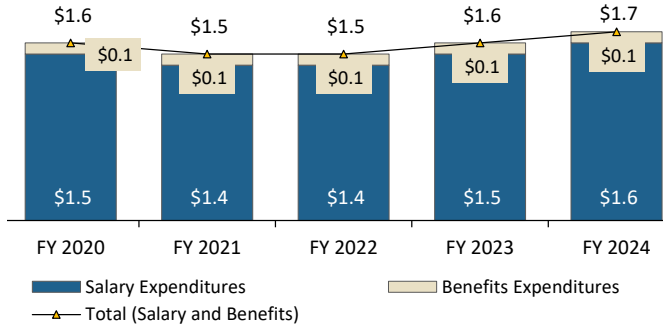


Faculty Average Salary

**The University of Houston System Administration Office
Does Not Employ Faculty Positions**

Salary and Benefits Expenditures (in Millions)

Includes Only Appropriated Funds



Number of Merit Increases

	FY 2020	FY 2021	FY 2022	FY 2023	FY 2024
Administrator	10	0	12	9	10
Faculty	Not Applicable				
Staff	17	0	28	19	26
Totals	27	0	40	28	36

In fiscal year 2024, the institution used appropriated funds to pay for 10.0 percent of administrator merit increases and 38.0 percent of staff merit increases.

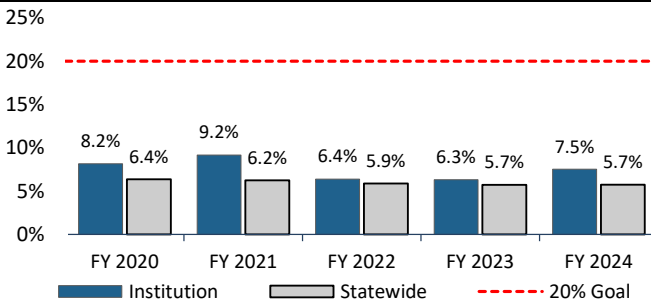
Fiscal Year 2024 Workforce Demographics and Veteran Employment ^{b c}

Of the institution's administrators, 91.7 percent were 40 years of age or older, and of the institution's staff employees, 63.0 percent were 40 years of age or older. The average length of employment at the institution for administrators was 9.0 years, and for staff employees it was 11.0 years.

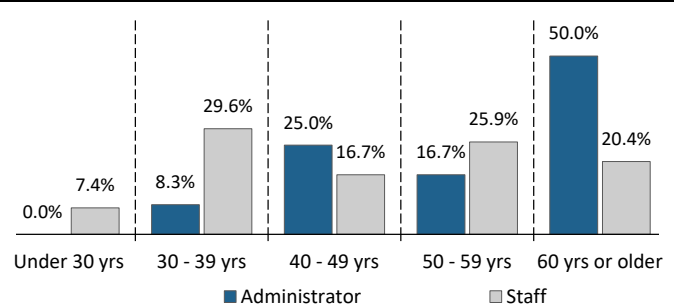
Effective fiscal year 2016, Texas Government Code, Section 657.004, sets for higher education institutions a goal of employing veterans in full-time positions equal to at least 20.0 percent of the total number of institution employees.

In fiscal year 2024, the institution's total percent of veterans employed was higher than the statewide average and had increased since fiscal year 2023.

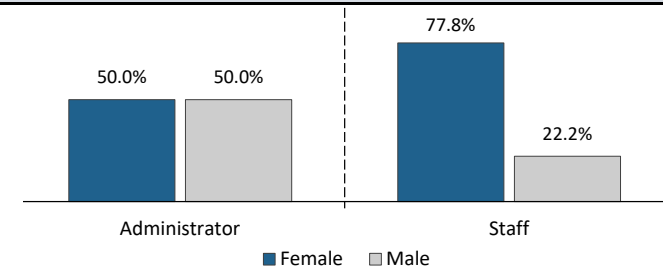
Veteran Employment



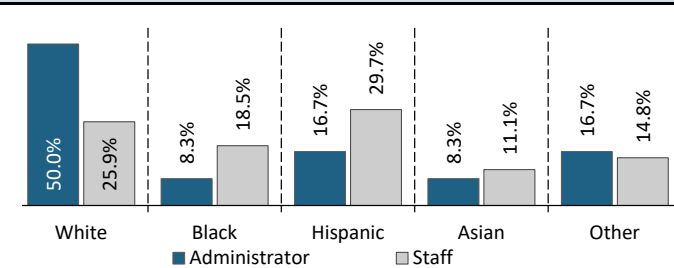
Age: Administrator and Staff



Gender: Administrator and Staff



Ethnicity: Administrator and Staff



^b Age, gender, ethnicity, and merit data was self-reported by the institution. Administrator positions include officials holding titles such as president, vice president, chancellor, associate or assistant chancellor, dean, associate or assistant dean, and positions with similar responsibilities.

^c Veteran employment information was obtained from the Office of the Comptroller of Public Accounts. Statewide totals include state agencies and higher education institutions.